


CompScience

Workers' Comp + AI



Our vision for safety:

prevent injuries, save lives and lower costs.

CompScience is the first company to combine safety analytics and expert recommendations into a workers' comp insurance policy that saves lives and reduces costs. The Intelligent Safety Platform is also available as a SAAS product.

Our software analyzes each frame of your video footage to identify opportunities to improve safety protocols. So before the pallets fall off the forklift and before people get a repetitive stress injury, you can prevent the risks that lead to injuries.



No new hardware to install and maintain.

No new software to administer.

Just upload video and get insights, action plans, lower injury rates and save on your insurance.

We reduce workplace risks and injuries with the most advanced Intelligent Safety Platform.

With data for 40% of all injury claims in the United States, CompScience delivers proprietary benchmarks to clients and reports on potential risk before clients experience accidents and incur costs.



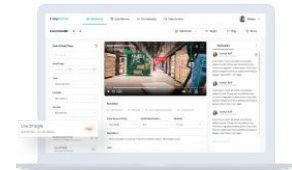
How It Works



1 Share existing video footage from your facility or get a remote inspection



2 Apply artificial intelligence to detect hazards and use data science to generate insights



3 Use the risk report and recommendations to lower risks in the workplace

The Benefits

Reduce Claims

23%

According to a Swiss Re actuarial analysis of the risks CompScience detects in workplace video.

Lower Risk

66%

Average reduction in environmental & behavioral hazards across all loss categories.

Lower TCOR

20%

Total Cost of Risk includes premiums, safety budgets, lost time and other related expenses.

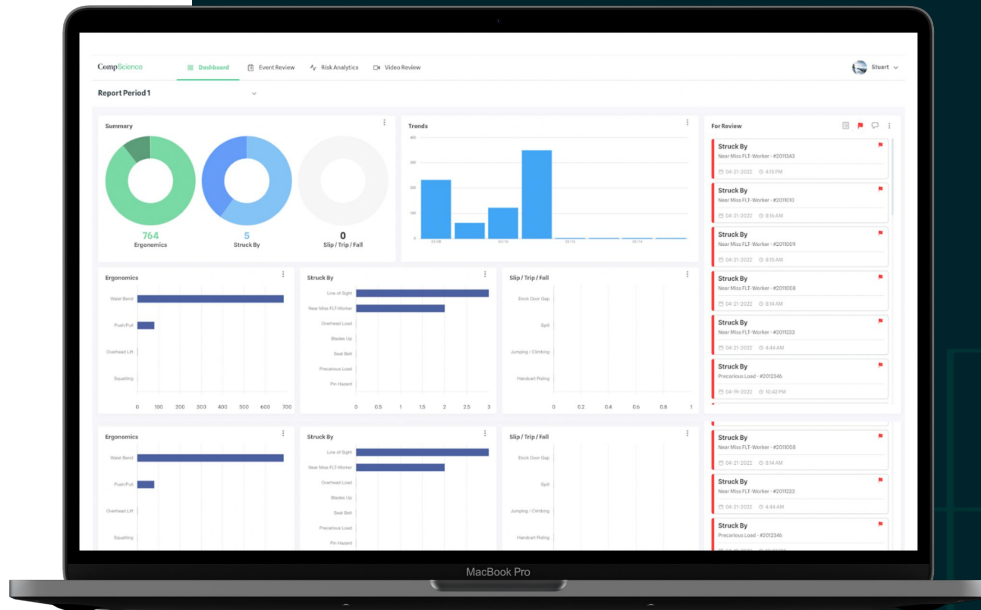
Reduce Injuries

50%

Reduction in injury rates as a result of risk reports generated by CompScience.

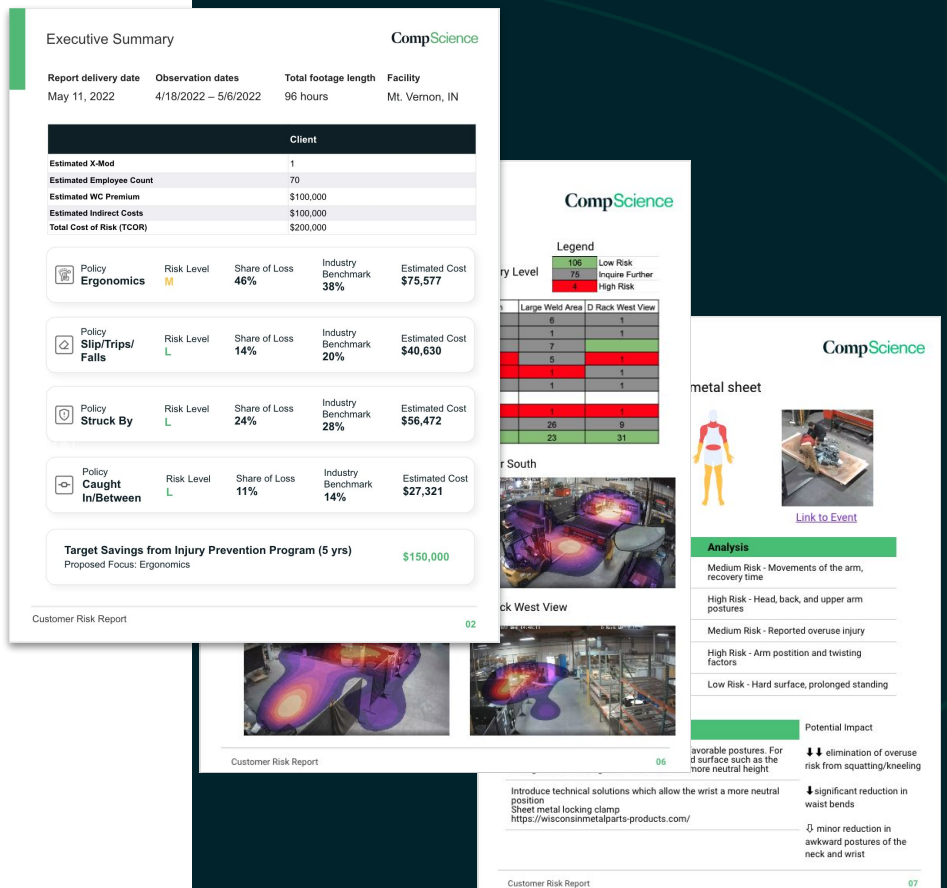
- Prevent injuries by tracking trends
- Rapidly audit hundreds of hours of CCTV video for non-compliance and safety hazards
- Engage colleagues during safety talks with compelling video examples
- Streamline root cause analysis

Example Dashboard



- Identify successes and opportunities with industry benchmarking
- Diagnose areas of concern with risk heat maps
- Track improvements from interventions and initiatives
- Generate ideas to implement MSD improvements with expert ergonomic analysis and recommendations

Example Risk Report



“Working with CompScience, we achieved a 23% improvement in our injury rate and expect to save over \$300k on our next policy.”

Chris Ashford | General Manager



“ The CompScience program really works by itself. We were able to take the quantified risk data, choose from the proposed solutions and reduce our risk exposure very quickly.

Michelle McCurry | VP of Risk



“ CompScience’s system gave us actionable insight to help promote a culture of safety and gave us real talking points for our safety huddles, with direct examples of what items to focus on. This would be beneficial for all operational environments since you can’t be everywhere at all times to see what shortcuts may be getting used.

Scott Gerlinger | Corporate Director



“ The videos are so great. They are so valuable, especially with having a team review. It’s almost like going through a coaching session. It gives you a new pair of eyes on your risk. Doing the video review and taking a step back forces you to actually pause and process everything that is really going on.

Haley Perez | Safety Manager



“ Their technology gives me peace of mind that we are doing the very best for our employees by identifying risks and keeping our team safe. Their product offering is incredible, user friendly and easy to maintain. I wouldn’t hesitate to recommend their technology to anyone!


Dave Hanson | Director of Operations & Safety



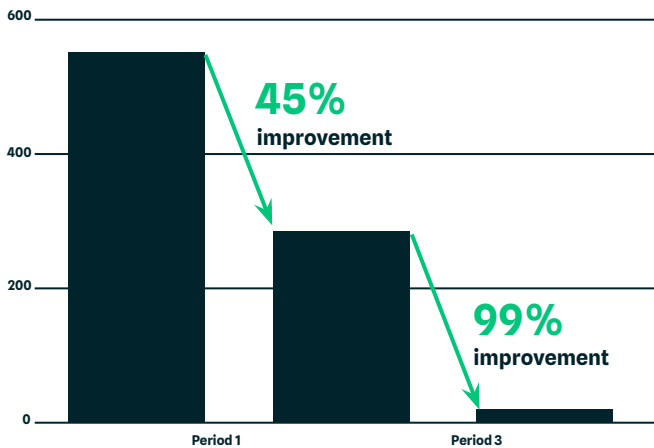


Implus lifestyle brands eliminated an injury risk detected by CompScience with a recommended lift gate, which also improved productivity.

Workers were observed jumping over a conveyor belt - unknown to management. In phase one, workers were asked to halt the activity. In phase two, management installed a lift gate, reducing jumps to virtually zero.



Slip/Trip/Fall




“CompScience gives me peace of mind that we are doing the best for our employees by focusing on the risks that matter.”

Dave Hanson | Director of Operations and Safety, Implus

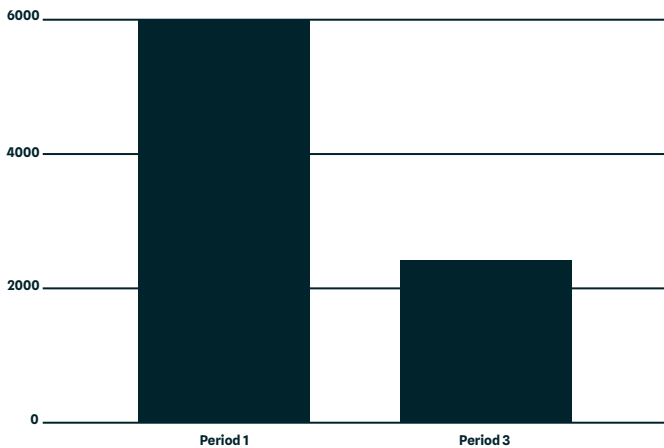


For Peerless Products, a window and door manufacturer in Fort Scott, Kansas, CompScience helped safety professionals solve their ergonomic issues proactively, improving morale and retention.

CompScience detected 13 risk factors that needed improvement. In this example, repetitive waist bends were prevented by recommending an A-line table so workers could stand straight while doing their work.



Awkward Postures



5,998
waist bends /
week

↓

59% reduction

↓

2,440
waist bends /
week



“Now that our people aren’t so fatigued at the end of the day, we are seeing a reduction in turnover.”

Haley Proctor, Health & Safety Manager, Peerless

Phase 1: Diagnose and Assess

- Risk Assessment
- Safety Center App Training
- Risk Report 1

Phase 2: Plan & Mitigate


- Mid-Year Health Check & Benchmarking
- Action Tracking


Phase 3: Check & Correct

- Risk Report 2

Phase 4: Review & Renew

- Stewardship Report





We partner with our clients to deliver safety analytics through a process that gets measurable results.



CompScience

**Request A 1:1 Demo @
CompScience.com**